




Personal details

 ahmedissaa2@gmail.com

 +971566010382

 Ras al Khaimah
00000 UAE

 linkedin.com/in/ahmed-eissa-620407236

Education

Diploma Health Technical
Institute Banha

Bachelor of Radiology and Medical Imaging
Ain Shams University, Egypt

Personal Skills

- Patience.
- Organization.
- Attention to Detail.
- Empathy.
- Reliability.
- Adaptability.
- Communication.
- Teamwork.

Ahmed Eissa Abdelaty Kewena

Radiographer

Summary

Experienced Radiographer with over 13 years of expertise in operating MRI, CT, and X-ray devices. Holding an MOH License, DHA eligibility letter, and BLS Certificate, I am proficient in diagnostic imaging and patient care. My career is marked by a commitment to quality assurance, regulatory compliance, and effective collaboration with medical teams.

Work Experience

Radiographer 2024 - 2024
El-Jazirah Health Centre

Was Responsible For

- Operating MRI and X-ray devices, ensuring accurate imaging.
- Managing patient positioning and safety during radiological procedures.
- Implementing quality control measures to maintain high standards.
- Collaborating with medical teams for comprehensive patient care.
- Ensuring compliance with health regulations and safety standards.

Radiographer Jul 2012 - 2024
Badr Hospital Helwan University

Was Responsible For

- Operating CT Siemens, Toshiba, and X-ray devices.
- Conducting diagnostic imaging and post-processing of images.
- Maintaining radiological equipment and troubleshooting technical issues.
- Training junior radiographers in equipment usage and safety protocols.
- Assisting in patient preparation and ensuring comfort during procedures.

Radiographer Nov 2019 - Sep 2023
Misr Radiology Centre

Was Responsible For

- Operating CT Siemens, GE, X-ray devices, PET CT, Dental CBCT, and Panorama.
- Performing advanced imaging techniques and post-processing.
- Coordinating with healthcare providers for accurate diagnoses.
- Ensuring adherence to quality assurance protocols.
- Providing technical support and training to radiology staff.

Radiographer Oct 2014 - Feb 2019
Cairo Scan Radiology & Labs

Was Responsible For

- Operating CT Siemens and X-ray devices.
- Conducting comprehensive diagnostic imaging procedures.
- Ensuring patient safety and comfort during exams.
- Collaborating with radiologists for image interpretation.
- Maintaining accurate patient records and documentation.

Radiographer Jul 2016 - Mar 2023
Military Production Hospital in Helwan

Was Responsible For

- Operating MRI device 1.5T, CT Siemens, GE, and X-ray devices.
- Conducting MRI scans and ensuring image clarity.
- Managing patient care and safety during imaging procedures.
- Implementing quality control and equipment maintenance protocols.

Software Skills

- Radiology Technologist.
- X-Ray Devices.
- CT & PETCT & MRI.
- Dental CBCT & Panorama.
- CR & Fluoroscopy & C-Arm.
- PACS & RIS.
- CAD Software.

COURSES

Courses from Egyptian Society of Applied Science

- Training Course in Magnetic Resonance.
- Training Course in Computed Tomography.
- Training Course in PET-CT.
- Training Course in X-ray.

Languages

Arabic | Native Speaker

English | Proficient

- Coordinating with medical staff for effective patient management.

Radiographer

Osman Hospital

Apr 2015 - Jul 2017

Was Responsible For

- Operating X-ray devices for various diagnostic procedures.
- Assisting in patient positioning and ensuring optimal imaging.
- Maintaining radiological equipment and performing routine checks.
- Supporting radiologists in image analysis and reporting.
- Ensuring compliance with health and safety regulations.

Radiographer

El-Zeitoun Radiology Centre

May 2012 - Jul 2014

Was Responsible For

- Operating X-ray devices and conducting diagnostic imaging.
- Managing patient preparation and comfort during procedures.
- Performing routine equipment maintenance and troubleshooting.
- Collaborating with healthcare providers for patient care.
- Ensuring adherence to radiological safety standards.

Career Skills

- Radiology Technologist Specializing in operating and maintaining MRI, CT, and X-ray equipment to produce high-quality diagnostic images.
- Patient Care Ensuring patient comfort and safety during radiological procedures through effective communication and technical expertise.
- Diagnostic Imaging Performing and analyzing a variety of imaging techniques including PET CT, Dental CBCT, and Panorama for accurate diagnosis.
- Equipment Maintenance Conducting regular maintenance and troubleshooting of radiological devices to ensure optimal performance and longevity.
- Quality Assurance Implementing quality control protocols to maintain high standards in diagnostic imaging and patient safety.
- Regulatory Compliance Ensuring all radiological practices adhere to MOH and DHA regulations, maintaining necessary licenses and certifications.
- Team Collaboration Working closely with medical professionals to provide comprehensive diagnostic services and support patient care.